



MIXING INSTRUCTIONS

RASCOflex GT731

GENERAL


The A-component and B-component are only mixed during the injection process.

 The A-component plus associated equipment shall be kept strictly separate from the B-component and equipment.



PERSONAL PROTECTIVE EQUIPMENT

Suitable protective clothing, gloves and goggles shall be worn. An eyewash bottle shall be kept at hand. For further details, please consult the safety data sheet.

MIXING OF A-COMPONENT

1. Pull off sealing cap at flap using pliers
2. Prise open lid with screwdriver or pliers
3. If required, pour relevant amount of GT-AC accelerator, GT-THIX thixotropic agent or GT-FO foaming agent into measuring beaker
-  Please observe technical data sheet and safety data sheet
4. Pour contents of measuring beaker into A-component canister
5. Thoroughly stir resulting mix with mixing paddle to achieve fully homogeneous consistency

A B



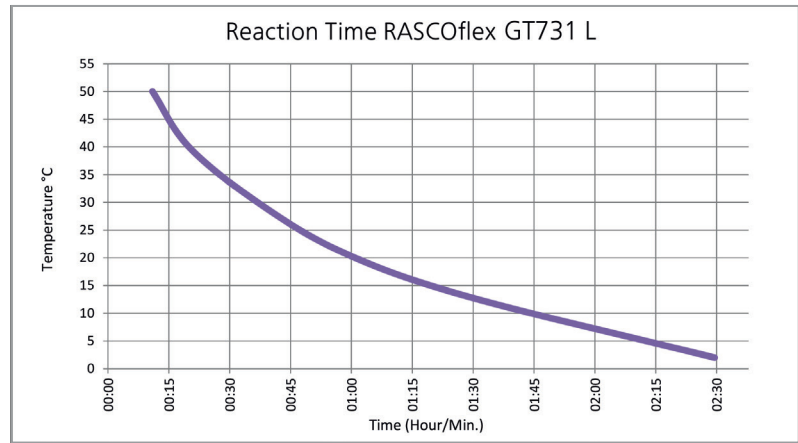
REACTION TIME

RASCOflex GT731L

— Gel time



Guide values from laboratory tests!



RASCOflex GT731N

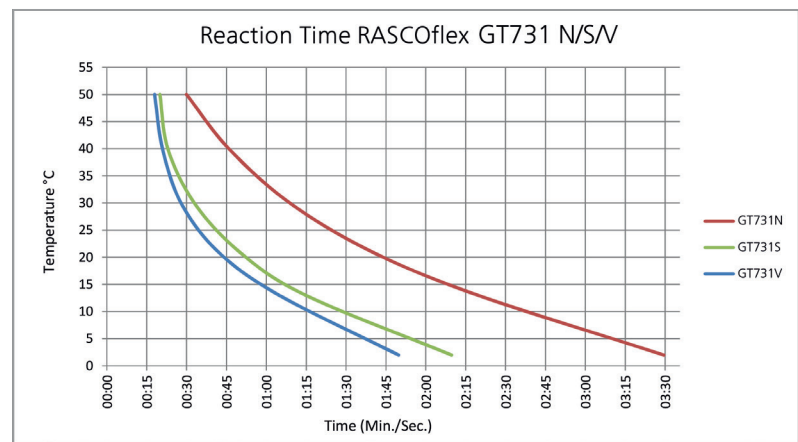
RASCOflex GT731S

RASCOflex GT731V

— Gel time



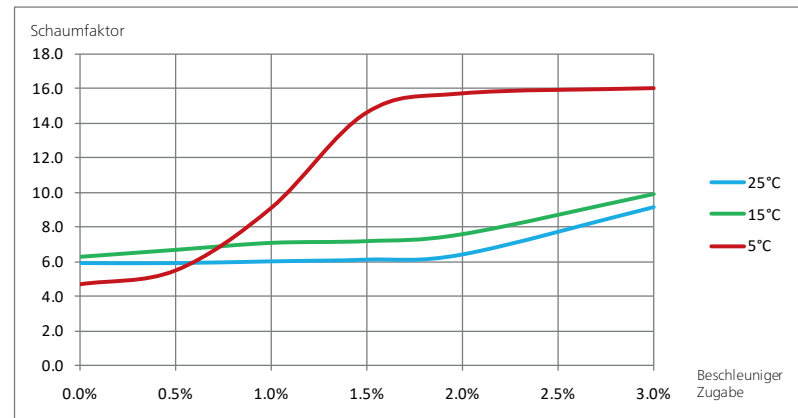
Guide values from laboratory tests!



FOAM FACTOR

RASCOflex GT731 with 2% water

Foam factor



LEGAL NOTICE: The information provided on the use and application of our products in this technical data sheet is based on the present state of our knowledge. The customer shall bear sole responsibility for the proper specification, application and use of the products in line with the intended purpose, project-specific conditions and external actions. The most recent technical data sheet shall apply. The current technical data sheets are available at www.rascor.com. Our General Terms of Business shall form an integral part of this technical data sheet.

Rascor International Ltd.
Gewerbestrasse 4
CH-8162 Steinmaur / Switzerland
Phone: +41 (0)44 857 11 11
Fax: +41 (0)44 857 11 00
www.rascor.com